



# Simplicity

For Cotton Spice Magazine  
by  
© Humble Bee Quilt Works

## Cutting

### Floral:

Cut 2 - 4  $\frac{1}{2}$ " squares (8)

### Gold:

Cut 2 - 1  $\frac{1}{2}$ " squares (1)

### Green:

Cut 2 - 1  $\frac{1}{2}$ " x 2  $\frac{1}{2}$ " rectangles (3)

Cut 2 - 1  $\frac{1}{2}$ " squares (2)

### Blue:

Cut 2 - 1  $\frac{1}{2}$ " x 3  $\frac{1}{2}$ " rectangles (5)

Cut 2 - 1  $\frac{1}{2}$ " x 2  $\frac{1}{2}$ " rectangles (4)

### Purple:

Cut 2 - 1  $\frac{1}{2}$ " x 4  $\frac{1}{2}$ " rectangles (7)

Cut 2 - 1  $\frac{1}{2}$ " x 3  $\frac{1}{2}$ " rectangles (6)

## Construction

1. Sew a 1  $\frac{1}{2}$ " Gold Square (#1) to a 1  $\frac{1}{2}$ " Green Square (#2). Press to the Green.




3. Add piece #4 (Blue 1  $\frac{1}{2}$ " x 2  $\frac{1}{2}$ ") to unit as shown. Press to #4.



2. Join a 1  $\frac{1}{2}$ " x 2  $\frac{1}{2}$ " Green Rectangle (#3) to the unit from step one. Press to piece #3.



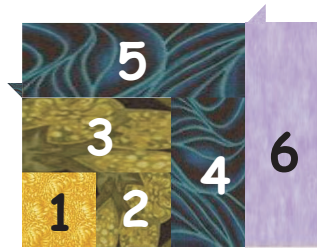
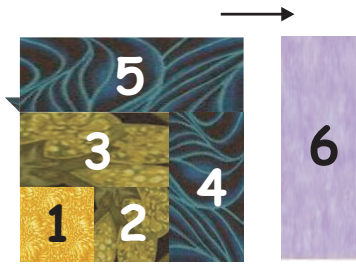
4. Add piece #5 (Blue 1  $\frac{1}{2}$ " x 3  $\frac{1}{2}$ ") to unit as shown. Press to #5.




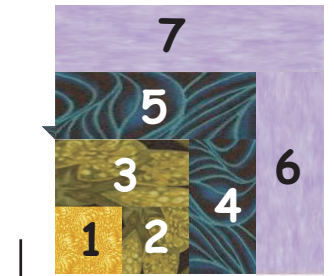
# Simplicity

For Cotton Spice Magazine  
by  
© Humble Bee Quilt Works

**5.** Add piece #6  
(Purple  $1\frac{1}{2}'' \times 3\frac{1}{2}''$ ) to unit as  
shown.  
Press to #6.


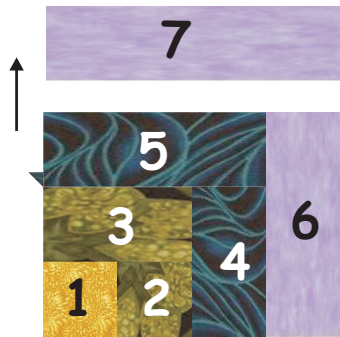


**7.** Add piece #8  
(Floral  $4\frac{1}{2}''$  Square)  
to unit as shown.  
Press to #8  
Make 2 of these  
units.




$4\frac{1}{2}'' \times 8\frac{1}{2}''$   
Make 2

**6.** Add piece #7  
(Purple  $1\frac{1}{2}'' \times 4\frac{1}{2}''$ )  
to unit as shown.  
Press to #7.



**8.** Now join  
the two halves  
to create the  
block. Notice  
that the  
seams at the  
center oppose.



$8\frac{1}{2}'' \times 8\frac{1}{2}''$